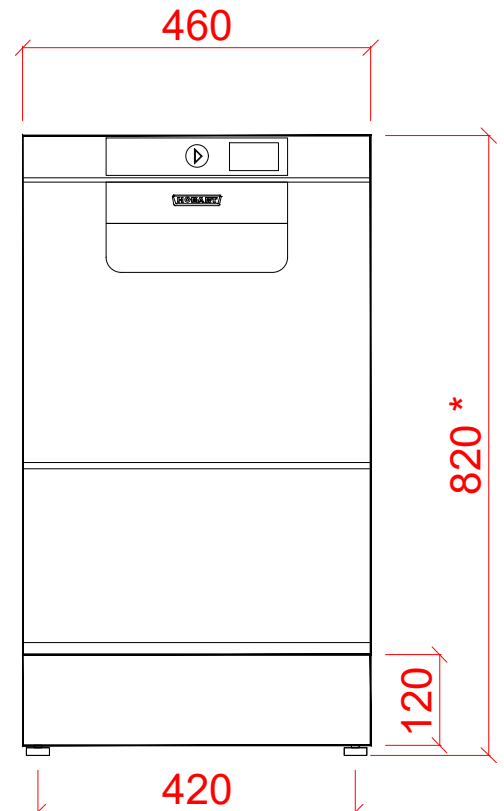
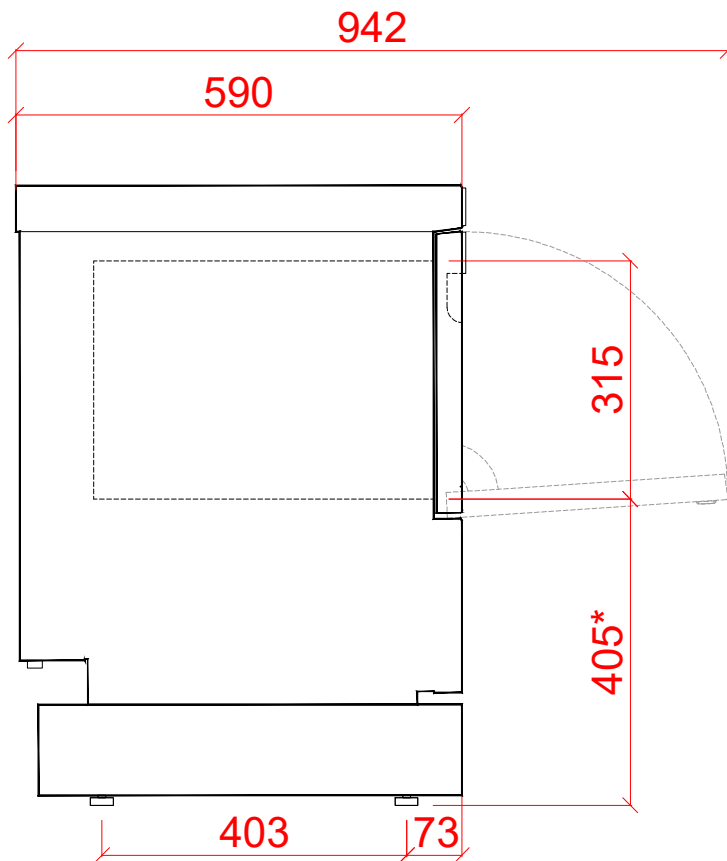
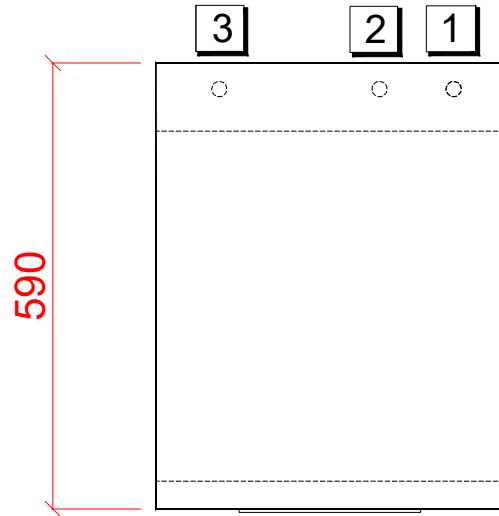


UNDERCOUNTER GLASSWASHERS
GC SERIES



Undercounter Glasswasher with Reverse Osmosis Unit

GCROI-10C



1 Water	2 Drain	3 Electric
<p>22mm CONNECTION VIA 2 METRE FLEXIBLE HOSE, FEMALE TERMINATION.</p> <p>WATER SUPPLY 10 TO 60°C (0° TO 3° CLARK MAX) @ 0.5 TO 6.0 BAR MAX. INITIAL TANK FILL 10.8 LITRES.</p> <p>RINSE WATER USAGE 1.7 LITRES PER CYCLE. MAX USAGE 81.6 LITRES PER HOUR.</p> <p>OUR MACHINES ARE SUPPLIED WITH CLASS 'AB' AIR GAP AS STANDARD.</p>	<p>DRAIN - 1.75 METRE FLEXIBLE HOSE TO A 40mm TRAPPED STANDPIPE 600mm MAX A.F.F.L.</p> <p>FLOW RATE 30 LITRES PER MINUTE.</p>	<p>6.7kW 400/50/3 + N + E FUSED AT 3 x 25amps MACHINE SUPPLIED WITH 2.5 METERS OF CABLE (3 ph).</p> <p>CONFIGURABLE TO: 4.7kW 230/50/1 FUSED AT 25amps OR 3.7kW 230/50/1 FUSED AT 20amps (25) OR 3.3kW 230/50/1 FUSED AT 16amps (25)</p>
	Other Services	Notes
	<p>RINSE AGENT HOSE - 2.5 METRE FLEXIBLE. DETERGENT HOSE - 2.5 METRE FLEXIBLE.</p>	<p>APPROX WEIGHTS: EMPTY: 50kg's WITH WATER: 64kg's Height * +40mm -0mm</p>

PLOT SCALE: 1:10

RIGHT TO MAKE NECESSARY CHANGES IS RESERVED